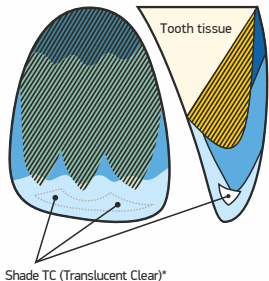


## MULTIOPAQUE POLYCHROME RESTORATION TECHNIQUE

### Composite shades ReLight



Shade TC (Translucent Clear)\*



Dentine



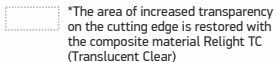
Tooth neck



Tooth body



Cutting edge



VITA Classical Shade guide


	A1	A2	A3	A3.5	A4	B1	B2	B3	C2	D3	OA2	OA3
A1	●	●				●					●	
A2		●	●				●				●	
A3			●				●	●				●
A3.5				●	●				●			●
A4					●	●		●				●
B1	●					●	●				●	
B2			●			●	●				●	
B3		●						●	●			●
B4					●		●	●				●
C1	●		●						●		●	
C2		●		●					●		●	
C3		●		●	●							●
C4					●	●			●			●
D2		●	●			●					●	
D3				●		●			●	●		●
D4					●			●	●			●

## TWO-COLOUR RESTORATION TECHNIQUES

### Composite shades ReLight

	Universal (enamel) shades	Dentine-opaque shades
A1	A1	OA2
A2	A2	
A3	A3	
A3.5	A3.5	OA3
A4	A4	OA2
B1	B1	
B2	B2	
B3	B3	OA3
B4	B3	OA2
C1	C2	
C2	C2	
C3	A3.5	OA3
C4	A4	OA2
D2	A2	
D3	D3	
D4	B3	OA3

VITA Classical Shade guide



Shade TC (Translucent Clear)\*



Dentine (opaque)



Enamel (universal)



Cutting edge



\*The area of increased transparency on the cutting edge is restored with the composite material Relight TC (Translucent Clear)

## ONE-COLOUR RESTORATION TECHNIQUES

### Composite shades ReLight

	Universal (enamel) shades
A1	A1
A2	A2
A3	A3
A3.5	A3.5
A4	A4
B1	B1
B2	B2
B3	B3
B4	B3
C1	C2
C2	C2
C3	A3.5
C4	A4
D2	A2
D3	D3
D4	B3

VITA Classical Shade guide